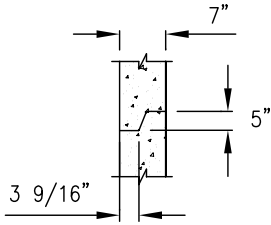


# JEFFERSON CONCRETE CORP.

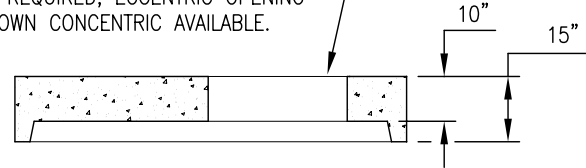
22850 MURROCK CIRCLE  
WATERTOWN, NY 13601  
TEL (315)788-4171 FAX (315)788-7958  
www.jeffersonconcrete.com

## 72" MANHOLE STANDARD SHEET

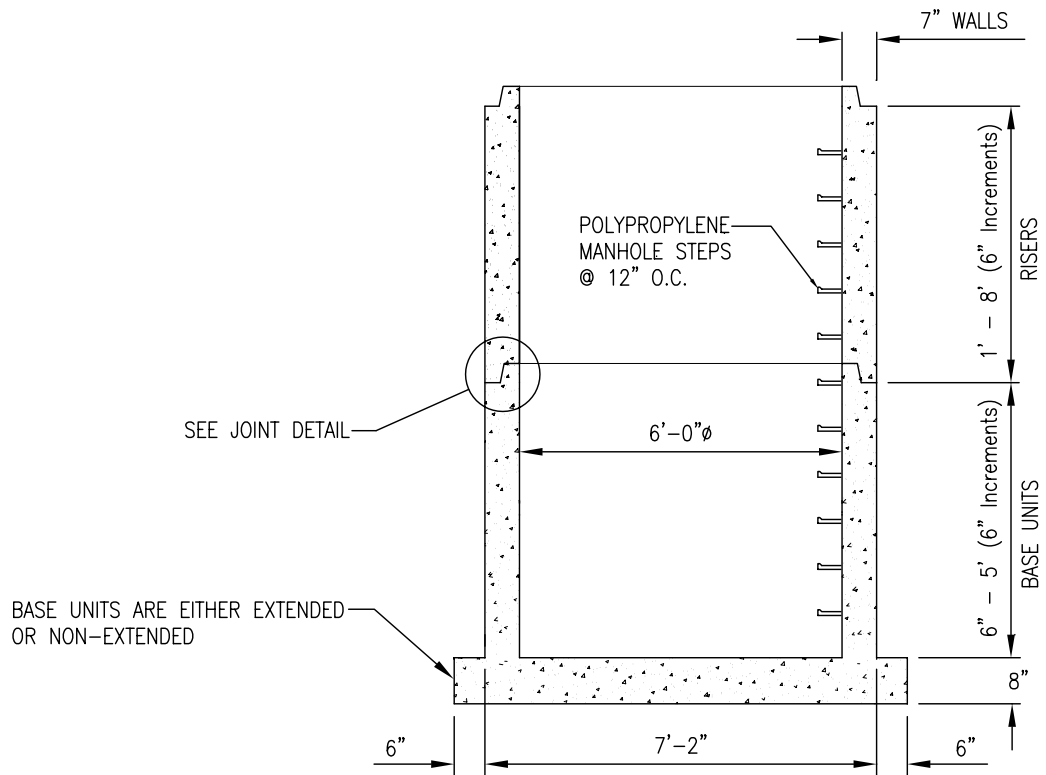


Joint Detail

STANDARD 2'-0" DIA. OPENING OR  
AS REQUIRED, ECCENTRIC OPENING  
SHOWN CONCENTRIC AVAILABLE.



Flat Slab Cover



Section

### GENERAL NOTES:

DESIGNED IN ACCORDANCE TO ASTM C478 WITH AASHTO HS 20 LOADING  
JOINTS SEALED IN ACCORDANCE WITH ASTM C990  
MANHOLE STEPS: ASTM C478  
REINFORCEMENT TO ASTM A615, A497, GRADE 60  
CONCRETE TO BE MIN. 5000 PSI @ 28 DAYS  
AIR ENTRAINED 5%-8%  
INVERT OPENINGS AS SPECIFIED  
BASE UNITS AVAILABLE EXTENDED OR NON-EXTENDED

UPDATED 03/16/10