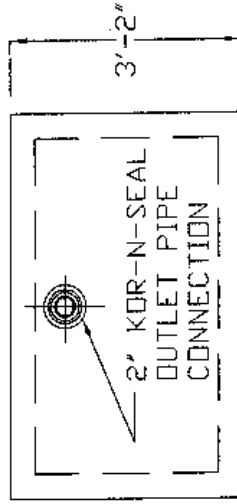
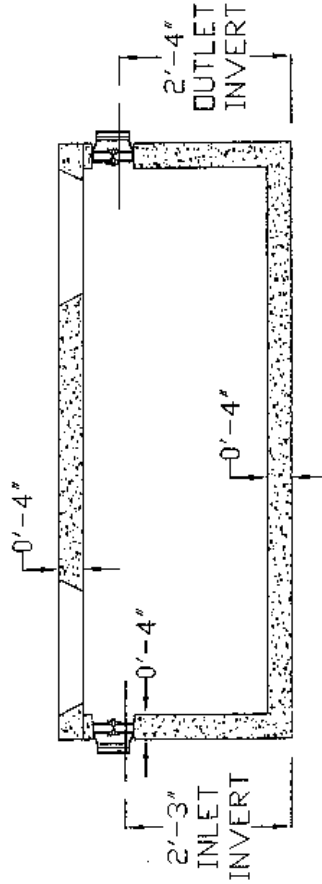
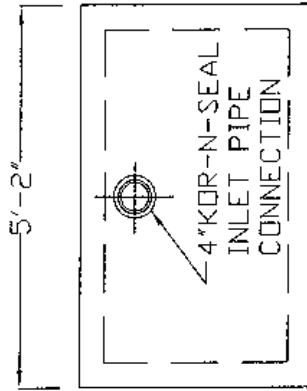


**SPECIFICATIONS:**

PER ASTM C 1227  
CONCRETE TO BE MIN. 4000 PSI @ 28  
DAYS  
ENTRAINED AIR 5% - 8%  
STEEL ASTM A497 / A615 GRADE 60  
DESIGN LOAD 300 PSF  
CONSTRUCTION JOINT SEALED WITH  
BUTYL SEALANT ASTM C-990  
PIPE CONNECTIONS TO KOR-N-SEAL



**JEFFERSON CONCRETE CORP.**

22850 MUURROCK CIRCLE  
WATERTOWN, NY 13601  
TEL (315) 788-4171  
FAX (315) 788-7958

500 GALLON PUMP STATION

SIZE	FSCM NO.	DWG NO.	REV
		500 GAL PUMP STATION	
SCALE		12/4/07	SHEET